

Scaled data based on original data using
LM-79-08 Approved Method: Electrical and Photometric Measurements of Solid-
State Lighting Products

Test Report Prepared for
Cooper Lighting Solutions
(formerly Eaton)

Brand: McGRAW-EDISON

Report Number: P226791

Luminaire Tested: **ISW-AF-600-LED-E1-SL2-8030**

Issue Date: 3/3/2020

Test Information

Test Method: LM-79-08
Report Number: P226791
TEST IS SCALED FROM IESNA LM-79-08 TEST DATA (P35945)
Test Lab: INNOVATION CENTER-P3
Issue Date: 3/3/2020
Manufacturer: COOPER LIGHTING SOLUTIONS (FORMERLY EATON)
Product Line: MCGRAW-EDISON
Catalog Number: ISW-AF-600-LED-E1-SL2-8030
Description: IMPACT ELITE LED WEDGE LUMINAIRE
LIGHT SQUARE WITH ACCULED OPTICS-TYPE II W/SPILL CONTROL
Light Source: (16) 3000K CCT, 80 CRI LEDs
Ballast/Driver: ELECTRONIC DRIVER

Summary

Lumens per Lamp: N/A
Luminaire Lumens: 3225.7 lumens
Efficiency: N/A
Efficacy: 95.7 lumens/watt
Luminous Opening: Rectangular (W 0.5' x L: 0.5' x H: 0')
IES Classification: Type II - Short - Semi-Cutoff
BUG Rating: B1 - U1 - G1

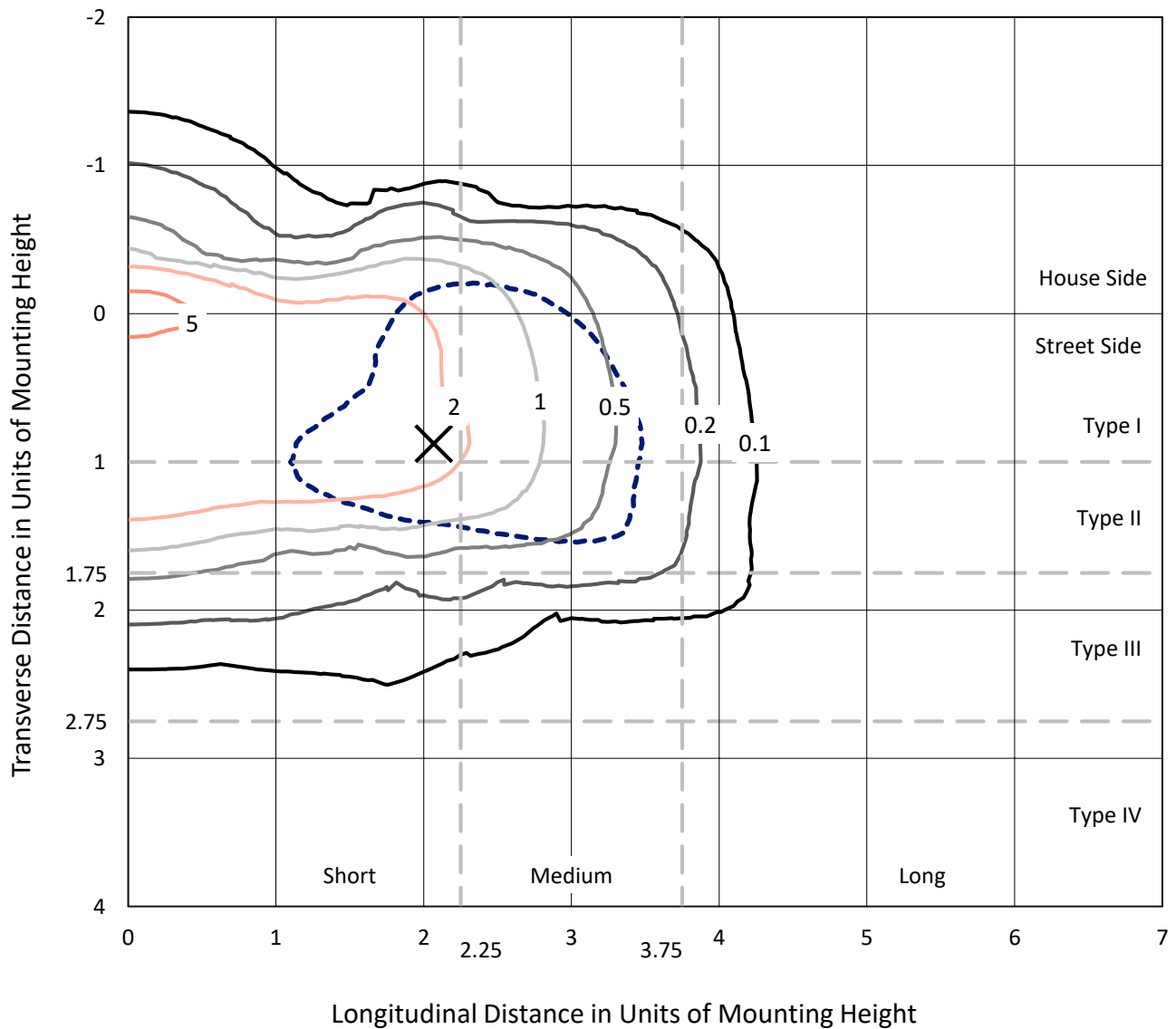
Input Watts (W): 33.7
Input Voltage (V): 120
Input Current (Ain): NR
Voltage Rise (V): NR
Power Factor: NR
Total Harmonic Distortion (THDi): NR
Frequency (hertz): 60
Stabilization Time: NR
Operation Time: NR
Ambient Temperature (°C): NR
Test Distance: 25 FT



REPORT NUMBER: P226791
 CATALOG NUMBER: ISW-AF-600-LED-E1-SL2-8030

Iso-Footcandle Lines of Horizontal Illumination

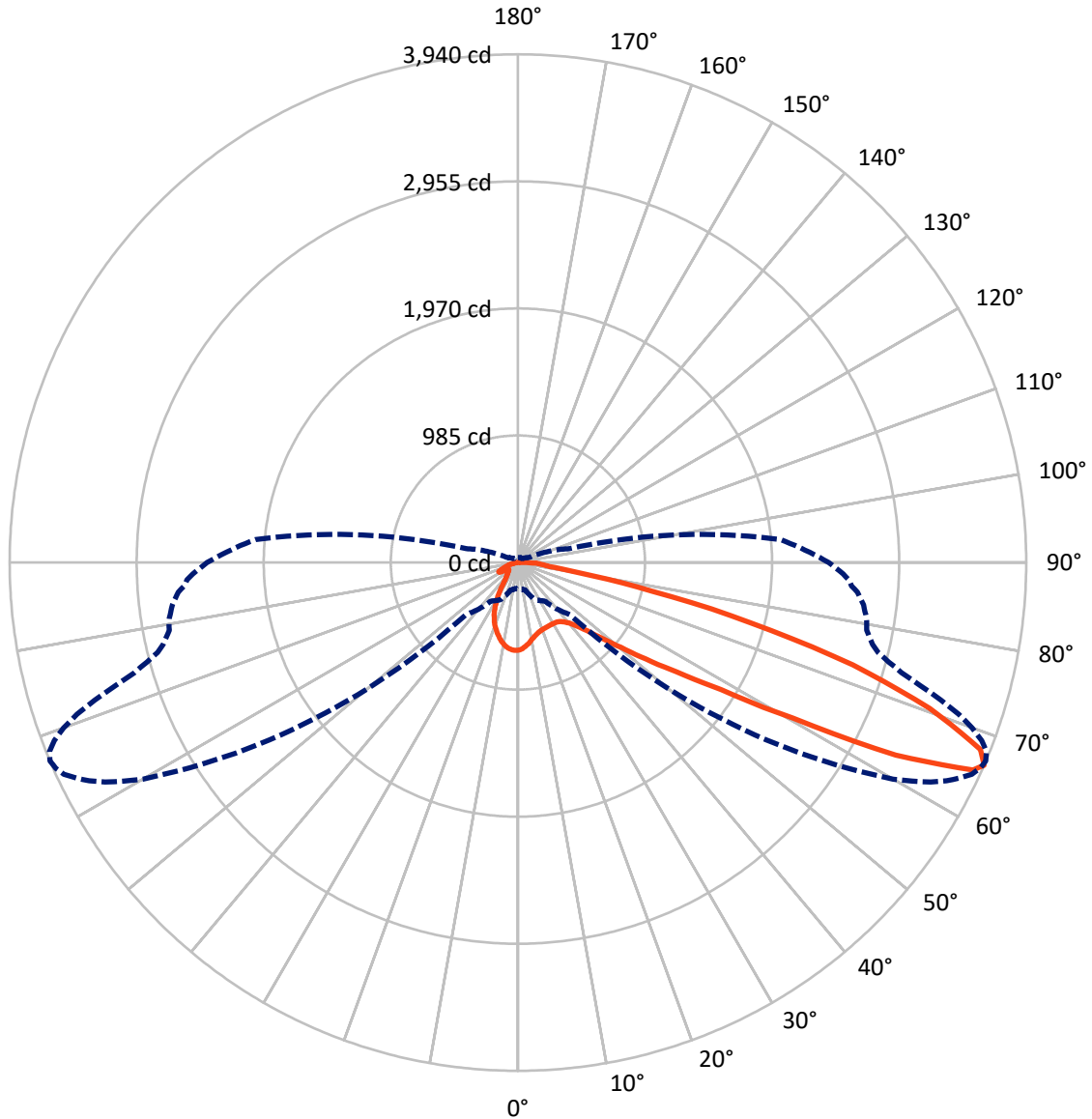
× Max cd
 - - - 1/2 Max cd



Based on 10 foot mounting height. Maximum calculated value = 6.8 fc
 Type II - Short - Semi-Cutoff

REPORT NUMBER: P226791
CATALOG NUMBER: ISW-AF-600-LED-E1-SL2-8030

Luminous Intensity Polar Plot



— Vertical Plane Through 67-Deg Lateral - - - Horizontal Cone Through 66-Deg Vertical

REPORT NUMBER: P226791

CATALOG NUMBER: ISW-AF-600-LED-E1-SL2-8030

FLUX DISTRIBUTION:

		Downward	Upward	Total
House Side	Lumens	595.6	0.2	595.8
	% Fixture	18.5	0.0	18.5
Street Side	Lumens	2628.9	0.9	2629.9
	% Fixture	81.5	0.0	81.5
Total	Lumens	3224.5	1.2	3225.7
	% Fixture	100.0	0.0	100.0

Coefficient of Utilization

ZONAL LUMENS:

Zone	Lumens	% Fixture
0°-10°	58.9	1.8
10°-20°	140.1	4.3
20°-30°	192.2	6.0
30°-40°	274.5	8.5
40°-50°	445.1	13.8
50°-60°	705.3	21.9
60°-70°	893.7	27.7
70°-80°	444.3	13.8
80°-90°	70.4	2.2
90°-100°	1.2	0.0
100°-110°	0.0	0.0
110°-120°	0.0	0.0
120°-130°	0.0	0.0
130°-140°	0.0	0.0
140°-150°	0.0	0.0
150°-160°	0.0	0.0
160°-170°	0.0	0.0
170°-180°	0.0	0.0
0°-90°	3224.5	100.0
0°-180°	3225.7	100.0



REPORT NUMBER: P226791

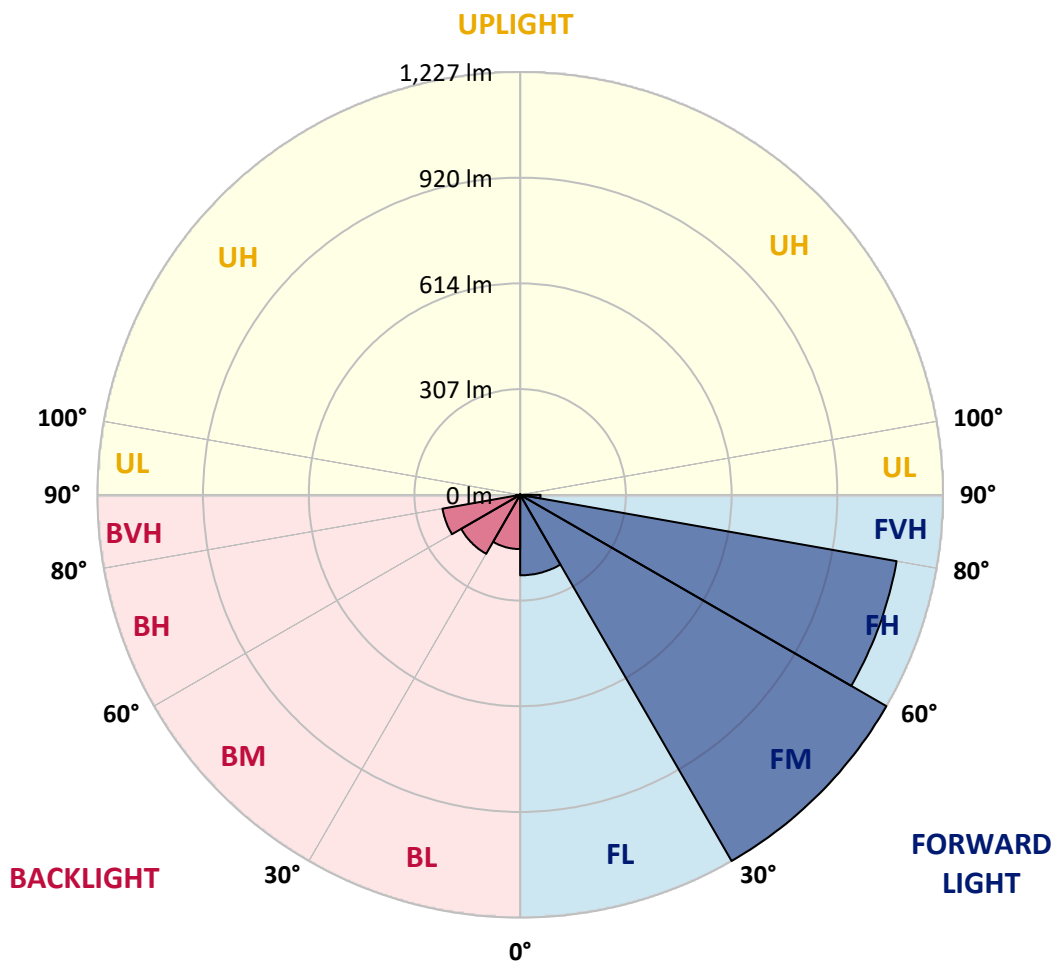
CATALOG NUMBER: ISW-AF-600-LED-E1-SL2-8030

LUMINAIRE CLASSIFICATION SYSTEM LUMEN TABLE AND BUG RATING:

Zone	Lumens	% Fixture	Zone Rating/Lumen Limit		
			B	U	G
FL (0°-30°)	233.7	7.2			
FM (30°-60°)	1227.1	38.0			
FH (60°-80°)	1109.1	34.4			G1/1800
FVH (80°-90°)	59.0	1.8			G1/100
BL (0°-30°)	157.5	4.9	B1/500		
BM (30°-60°)	197.9	6.1	B0/220		
BH (60°-80°)	228.9	7.1	B1/500		G1/500
BVH (80°-90°)	11.4	0.4			G1/100
UL (90°-100°)	1.2	0.0		U1/10	
UH (100°-180°)	0.2	0.0		U1/10	

BUG Rating: B1-U1-G1

Type II Short





REPORT NUMBER: P226791
 CATALOG NUMBER: ISW-AF-600-LED-E1-SL2-8030

CANDELA DISTRIBUTION (FULL):

	0°	5°	15°	25°	35°	45°	55°	60°	61°	62°	63°
0°	679.0	679.0	679.0	679.0	679.0	679.0	679.0	679.0	679.0	679.0	679.0
2.5°	631.0	632.4	640.7	645.0	651.3	653.3	660.6	663.5	665.9	665.4	665.4
5°	574.3	578.7	582.5	591.3	600.5	611.6	625.7	636.3	638.3	640.7	642.1
7.5°	531.2	534.1	540.8	547.1	558.8	574.3	594.2	607.7	610.6	611.6	615.0
10°	500.6	502.6	508.4	516.6	530.2	545.2	566.0	580.1	584.5	586.4	589.3
12.5°	476.9	479.8	485.1	493.8	508.4	523.9	545.7	559.7	562.7	565.1	569.4
15°	461.9	463.8	468.6	478.3	491.4	506.9	528.2	545.2	547.1	549.6	553.4
17.5°	458.9	460.4	463.3	470.6	480.8	495.8	517.6	531.6	535.0	538.4	542.3
20°	470.6	471.5	472.5	473.5	479.3	489.0	510.3	525.3	528.2	531.2	536.0
22.5°	495.8	497.2	494.8	491.4	487.1	489.0	506.9	522.4	524.4	527.3	531.2
25°	539.4	537.9	530.7	525.3	509.8	497.2	507.9	521.0	523.4	526.3	530.7
27.5°	590.8	588.8	584.5	569.9	544.2	518.6	513.7	523.4	524.9	527.3	531.2
30°	646.0	646.5	642.6	626.6	593.7	550.5	526.8	529.2	530.2	532.1	534.5
32.5°	695.9	703.2	702.7	701.7	654.7	593.7	552.0	542.3	540.8	542.3	543.3
35°	753.6	755.1	768.6	775.4	737.1	656.7	588.8	567.5	561.7	562.2	561.2
37.5°	815.6	817.6	840.8	852.5	822.9	728.4	637.8	604.8	599.5	594.2	590.3
40°	905.8	913.5	925.6	938.7	924.2	824.8	702.2	657.6	644.1	643.1	635.4
42.5°	1040.5	1038.1	1032.3	1042.9	1025.5	932.9	780.3	732.3	722.1	708.5	697.9
45°	1172.8	1178.1	1152.9	1157.8	1158.8	1058.0	893.2	825.8	820.5	804.5	792.9
47.5°	1262.0	1256.2	1222.2	1247.0	1307.5	1203.8	1024.0	953.3	942.1	933.9	926.6
50°	1266.8	1262.0	1240.2	1283.8	1413.2	1463.1	1206.2	1123.9	1107.9	1093.3	1089.0
52.5°	1148.6	1141.8	1149.1	1237.7	1451.5	1680.2	1463.6	1335.6	1322.6	1310.4	1293.5
55°	937.8	945.5	979.9	1107.4	1392.8	1834.3	1970.0	1662.8	1606.6	1606.1	1564.4
57.5°	700.3	692.5	718.2	837.9	1244.5	1889.1	2435.3	2359.2	2233.7	2148.9	2046.6
60°	472.5	474.5	498.2	559.7	866.0	1829.5	2746.9	3012.0	2967.9	2950.0	2922.3
62.5°	327.6	330.5	352.3	410.0	506.4	1471.8	2838.0	3377.9	3456.9	3522.3	3506.3
65°	229.2	229.7	251.5	340.7	379.5	756.0	2636.9	3426.3	3544.1	3656.5	3757.3
66°	202.1	202.6	220.5	316.9	364.0	570.4	2462.4	3359.0	3493.2	3624.1	3728.3
67.5°	173.0	175.9	190.0	269.5	348.9	440.0	2034.0	3157.9	3298.4	3442.3	3580.0
70°	118.7	119.7	132.3	218.6	326.6	386.3	1159.2	2465.3	2659.7	2912.6	3059.0
72.5°	84.8	83.8	85.3	135.2	335.4	383.8	609.2	1622.5	1894.4	2116.4	2274.9
75°	75.6	73.2	66.9	83.8	244.7	419.2	408.1	955.2	1162.1	1364.2	1526.6
77.5°	67.4	63.5	60.1	64.5	121.2	395.0	366.4	547.1	652.8	803.5	928.6
80°	51.4	48.9	50.9	55.7	72.7	363.5	364.0	364.0	392.6	442.0	491.4
82.5°	33.9	31.0	35.4	46.0	54.8	273.8	376.1	321.3	316.0	314.0	317.4
85°	21.3	18.4	24.7	34.4	42.2	143.0	385.8	339.2	314.5	290.8	267.0
87.5°	7.8	8.7	12.6	19.9	27.6	62.0	338.3	299.0	282.1	252.5	224.9
90°	1.9	1.5	2.4	5.8	6.3	11.6	51.9	82.9	49.4	24.7	19.9
92.5°	0.0	0.0	0.0	0.0	0.0	0.0	0.0	0.0	0.0	0.0	0.0
95°	0.0	0.0	0.0	0.0	0.0	0.0	0.0	0.0	0.0	0.0	0.0
97.5°	0.0	0.0	0.0	0.0	0.0	0.0	0.0	0.0	0.0	0.0	0.0
100°	0.0	0.0	0.0	0.0	0.0	0.0	0.0	0.0	0.0	0.0	0.0
102.5°	0.0	0.0	0.0	0.0	0.0	0.0	0.0	0.0	0.0	0.0	0.0
105°	0.0	0.0	0.0	0.0	0.0	0.0	0.0	0.0	0.0	0.0	0.0
107.5°	0.0	0.0	0.0	0.0	0.0	0.0	0.0	0.0	0.0	0.0	0.0



REPORT NUMBER: P226791

CATALOG NUMBER: ISW-AF-600-LED-E1-SL2-8030

CANDELA DISTRIBUTION (continued):

	0°	5°	15°	25°	35°	45°	55°	60°	61°	62°	63°
110°	0.0	0.0	0.0	0.0	0.0	0.0	0.0	0.0	0.0	0.0	0.0
112.5°	0.0	0.0	0.0	0.0	0.0	0.0	0.0	0.0	0.0	0.0	0.0
115°	0.0	0.0	0.0	0.0	0.0	0.0	0.0	0.0	0.0	0.0	0.0
117.5°	0.0	0.0	0.0	0.0	0.0	0.0	0.0	0.0	0.0	0.0	0.0
120°	0.0	0.0	0.0	0.0	0.0	0.0	0.0	0.0	0.0	0.0	0.0
122.5°	0.0	0.0	0.0	0.0	0.0	0.0	0.0	0.0	0.0	0.0	0.0
125°	0.0	0.0	0.0	0.0	0.0	0.0	0.0	0.0	0.0	0.0	0.0
127.5°	0.0	0.0	0.0	0.0	0.0	0.0	0.0	0.0	0.0	0.0	0.0
130°	0.0	0.0	0.0	0.0	0.0	0.0	0.0	0.0	0.0	0.0	0.0
132.5°	0.0	0.0	0.0	0.0	0.0	0.0	0.0	0.0	0.0	0.0	0.0
135°	0.0	0.0	0.0	0.0	0.0	0.0	0.0	0.0	0.0	0.0	0.0
137.5°	0.0	0.0	0.0	0.0	0.0	0.0	0.0	0.0	0.0	0.0	0.0
140°	0.0	0.0	0.0	0.0	0.0	0.0	0.0	0.0	0.0	0.0	0.0
142.5°	0.0	0.0	0.0	0.0	0.0	0.0	0.0	0.0	0.0	0.0	0.0
145°	0.0	0.0	0.0	0.0	0.0	0.0	0.0	0.0	0.0	0.0	0.0
147.5°	0.0	0.0	0.0	0.0	0.0	0.0	0.0	0.0	0.0	0.0	0.0
150°	0.0	0.0	0.0	0.0	0.0	0.0	0.0	0.0	0.0	0.0	0.0
152.5°	0.0	0.0	0.0	0.0	0.0	0.0	0.0	0.0	0.0	0.0	0.0
155°	0.0	0.0	0.0	0.0	0.0	0.0	0.0	0.0	0.0	0.0	0.0
157.5°	0.0	0.0	0.0	0.0	0.0	0.0	0.0	0.0	0.0	0.0	0.0
160°	0.0	0.0	0.0	0.0	0.0	0.0	0.0	0.0	0.0	0.0	0.0
162.5°	0.0	0.0	0.0	0.0	0.0	0.0	0.0	0.0	0.0	0.0	0.0
165°	0.0	0.0	0.0	0.0	0.0	0.0	0.0	0.0	0.0	0.0	0.0
167.5°	0.0	0.0	0.0	0.0	0.0	0.0	0.0	0.0	0.0	0.0	0.0
170°	0.0	0.0	0.0	0.0	0.0	0.0	0.0	0.0	0.0	0.0	0.0
172.5°	0.0	0.0	0.0	0.0	0.0	0.0	0.0	0.0	0.0	0.0	0.0
175°	0.0	0.0	0.0	0.0	0.0	0.0	0.0	0.0	0.0	0.0	0.0
177.5°	0.0	0.0	0.0	0.0	0.0	0.0	0.0	0.0	0.0	0.0	0.0
180°	0.0	0.0	0.0	0.0	0.0	0.0	0.0	0.0	0.0	0.0	0.0



REPORT NUMBER: P226791

CATALOG NUMBER: ISW-AF-600-LED-E1-SL2-8030

CANDELA DISTRIBUTION (continued):

	64°	65°	66°	67°	68°	69°	70°	71°	72°	73°	74°
0°	679.0	679.0	679.0	679.0	679.0	679.0	679.0	679.0	679.0	679.0	679.0
2.5°	665.9	668.3	669.3	668.3	668.8	671.7	670.7	672.2	672.2	673.2	673.2
5°	644.1	646.0	649.9	649.4	653.3	654.7	656.2	658.1	660.6	662.0	664.9
7.5°	618.4	622.3	625.7	627.6	630.0	634.9	636.3	640.7	644.6	648.4	651.3
10°	593.7	599.0	602.9	604.3	609.7	612.1	617.4	620.8	625.7	630.5	634.9
12.5°	572.8	577.7	579.6	584.5	589.3	594.2	596.6	602.9	607.7	614.0	619.8
15°	557.3	562.2	566.0	569.4	574.3	579.1	583.0	589.3	595.1	601.4	606.8
17.5°	547.6	550.5	555.4	558.3	564.1	569.9	574.3	581.6	587.9	593.2	600.5
20°	540.4	543.8	548.1	552.5	557.8	565.1	569.0	576.7	583.5	589.8	596.6
22.5°	536.5	539.9	544.2	548.6	554.4	560.2	566.5	573.3	580.6	587.4	594.2
25°	535.0	537.9	541.8	546.2	552.5	558.8	564.1	571.9	578.2	585.4	593.7
27.5°	535.5	537.5	541.8	545.7	552.0	557.8	563.1	570.9	578.2	585.0	593.2
30°	537.5	538.9	543.3	546.7	552.0	557.8	562.7	570.9	577.2	584.5	593.2
32.5°	544.2	546.2	548.1	550.5	555.4	559.7	565.6	572.8	578.7	585.9	593.2
35°	560.2	558.8	560.2	561.2	564.6	569.0	573.3	579.6	585.0	591.3	599.0
37.5°	585.4	582.5	583.5	583.0	585.9	590.3	594.6	599.0	605.3	613.1	613.1
40°	632.0	624.7	622.8	617.4	616.0	618.4	621.3	621.8	627.1	635.4	638.7
42.5°	692.1	682.4	683.8	675.1	672.7	669.8	673.6	671.2	674.6	679.9	687.2
45°	787.0	777.8	768.1	754.1	757.0	746.3	743.4	744.4	743.9	745.8	754.6
47.5°	900.4	888.3	882.0	876.7	866.5	860.2	852.0	839.9	842.8	846.7	854.4
50°	1066.2	1062.3	1050.2	1032.7	1030.3	1021.1	1018.7	1008.0	1004.2	1003.7	1003.2
52.5°	1287.7	1262.5	1257.6	1241.1	1228.5	1219.8	1216.9	1201.9	1186.9	1195.6	1194.6
55°	1557.6	1536.8	1510.1	1495.6	1485.4	1464.6	1459.2	1440.3	1431.6	1426.8	1414.6
57.5°	2011.2	1938.0	1883.3	1856.1	1817.9	1779.1	1765.5	1726.7	1696.7	1675.4	1676.8
60°	2802.1	2671.8	2518.1	2449.3	2289.9	2266.6	2157.1	2130.4	2064.5	2020.9	1995.7
62.5°	3495.2	3459.8	3386.1	3285.8	3125.9	2941.7	2858.8	2694.1	2565.2	2508.9	2430.9
65°	3826.2	3876.1	3896.4	3877.5	3813.6	3701.1	3602.3	3441.4	3225.2	3103.1	2951.4
66°	3809.2	3883.4	3920.7	3940.1	3916.8	3850.4	3746.7	3614.4	3447.2	3261.1	3091.0
67.5°	3685.1	3757.3	3809.2	3868.3	3868.3	3847.5	3805.3	3717.1	3598.9	3436.5	3283.9
70°	3178.2	3276.1	3367.7	3385.6	3436.0	3420.5	3454.0	3397.8	3369.6	3301.8	3219.9
72.5°	2476.0	2557.9	2636.4	2714.9	2701.8	2684.9	2681.5	2693.1	2635.9	2656.3	2634.9
75°	1646.8	1787.8	1868.3	1860.5	1865.8	1870.2	1834.3	1754.4	1816.4	1737.9	1764.1
77.5°	1000.8	1066.2	1088.0	1063.8	1032.3	991.6	926.1	887.8	833.1	837.4	801.1
80°	524.9	533.1	515.6	466.7	440.0	415.8	341.2	307.7	276.7	265.1	238.9
82.5°	301.0	281.1	259.8	243.3	211.8	190.5	161.4	143.0	123.1	105.6	99.3
85°	243.8	217.1	197.2	178.8	157.5	138.6	114.4	95.5	80.9	70.3	67.8
87.5°	201.1	182.7	162.4	144.9	124.1	104.7	80.9	63.0	49.9	40.2	37.3
90°	17.9	24.2	17.4	9.7	14.5	7.8	4.4	4.8	3.9	3.9	4.4
92.5°	0.0	0.0	0.0	0.0	0.0	0.0	0.0	0.0	0.0	0.0	0.0
95°	0.0	0.0	0.0	0.0	0.0	0.0	0.0	0.0	0.0	0.0	0.0
97.5°	0.0	0.0	0.0	0.0	0.0	0.0	0.0	0.0	0.0	0.0	0.0
100°	0.0	0.0	0.0	0.0	0.0	0.0	0.0	0.0	0.0	0.0	0.0
102.5°	0.0	0.0	0.0	0.0	0.0	0.0	0.0	0.0	0.0	0.0	0.0
105°	0.0	0.0	0.0	0.0	0.0	0.0	0.0	0.0	0.0	0.0	0.0
107.5°	0.0	0.0	0.0	0.0	0.0	0.0	0.0	0.0	0.0	0.0	0.0



REPORT NUMBER: P226791

CATALOG NUMBER: ISW-AF-600-LED-E1-SL2-8030

CANDELA DISTRIBUTION (continued):

	64°	65°	66°	67°	68°	69°	70°	71°	72°	73°	74°
110°	0.0	0.0	0.0	0.0	0.0	0.0	0.0	0.0	0.0	0.0	0.0
112.5°	0.0	0.0	0.0	0.0	0.0	0.0	0.0	0.0	0.0	0.0	0.0
115°	0.0	0.0	0.0	0.0	0.0	0.0	0.0	0.0	0.0	0.0	0.0
117.5°	0.0	0.0	0.0	0.0	0.0	0.0	0.0	0.0	0.0	0.0	0.0
120°	0.0	0.0	0.0	0.0	0.0	0.0	0.0	0.0	0.0	0.0	0.0
122.5°	0.0	0.0	0.0	0.0	0.0	0.0	0.0	0.0	0.0	0.0	0.0
125°	0.0	0.0	0.0	0.0	0.0	0.0	0.0	0.0	0.0	0.0	0.0
127.5°	0.0	0.0	0.0	0.0	0.0	0.0	0.0	0.0	0.0	0.0	0.0
130°	0.0	0.0	0.0	0.0	0.0	0.0	0.0	0.0	0.0	0.0	0.0
132.5°	0.0	0.0	0.0	0.0	0.0	0.0	0.0	0.0	0.0	0.0	0.0
135°	0.0	0.0	0.0	0.0	0.0	0.0	0.0	0.0	0.0	0.0	0.0
137.5°	0.0	0.0	0.0	0.0	0.0	0.0	0.0	0.0	0.0	0.0	0.0
140°	0.0	0.0	0.0	0.0	0.0	0.0	0.0	0.0	0.0	0.0	0.0
142.5°	0.0	0.0	0.0	0.0	0.0	0.0	0.0	0.0	0.0	0.0	0.0
145°	0.0	0.0	0.0	0.0	0.0	0.0	0.0	0.0	0.0	0.0	0.0
147.5°	0.0	0.0	0.0	0.0	0.0	0.0	0.0	0.0	0.0	0.0	0.0
150°	0.0	0.0	0.0	0.0	0.0	0.0	0.0	0.0	0.0	0.0	0.0
152.5°	0.0	0.0	0.0	0.0	0.0	0.0	0.0	0.0	0.0	0.0	0.0
155°	0.0	0.0	0.0	0.0	0.0	0.0	0.0	0.0	0.0	0.0	0.0
157.5°	0.0	0.0	0.0	0.0	0.0	0.0	0.0	0.0	0.0	0.0	0.0
160°	0.0	0.0	0.0	0.0	0.0	0.0	0.0	0.0	0.0	0.0	0.0
162.5°	0.0	0.0	0.0	0.0	0.0	0.0	0.0	0.0	0.0	0.0	0.0
165°	0.0	0.0	0.0	0.0	0.0	0.0	0.0	0.0	0.0	0.0	0.0
167.5°	0.0	0.0	0.0	0.0	0.0	0.0	0.0	0.0	0.0	0.0	0.0
170°	0.0	0.0	0.0	0.0	0.0	0.0	0.0	0.0	0.0	0.0	0.0
172.5°	0.0	0.0	0.0	0.0	0.0	0.0	0.0	0.0	0.0	0.0	0.0
175°	0.0	0.0	0.0	0.0	0.0	0.0	0.0	0.0	0.0	0.0	0.0
177.5°	0.0	0.0	0.0	0.0	0.0	0.0	0.0	0.0	0.0	0.0	0.0
180°	0.0	0.0	0.0	0.0	0.0	0.0	0.0	0.0	0.0	0.0	0.0



REPORT NUMBER: P226791
 CATALOG NUMBER: ISW-AF-600-LED-E1-SL2-8030

CANDELA DISTRIBUTION (continued):

	75°	76°	77°	78°	79°	80°	81°	82°	83°	84°	85°
0°	679.0	679.0	679.0	679.0	679.0	679.0	679.0	679.0	679.0	679.0	679.0
2.5°	674.6	674.6	675.6	676.5	677.0	677.0	677.0	678.0	678.5	677.0	678.5
5°	666.4	668.8	670.7	672.2	672.7	674.1	675.6	676.5	678.0	678.0	679.0
7.5°	655.2	659.6	662.0	664.4	666.9	669.3	672.2	674.1	675.1	677.0	678.5
10°	641.2	646.5	651.3	655.2	658.6	663.5	667.3	670.2	674.6	675.1	678.5
12.5°	626.1	633.9	637.8	645.0	649.9	657.2	661.0	665.4	670.2	672.7	676.5
15°	615.5	622.3	629.5	636.3	644.1	652.8	657.6	663.5	670.2	675.6	680.4
17.5°	607.2	616.5	624.7	633.4	643.1	652.3	659.6	665.9	674.6	677.5	682.4
20°	604.8	615.0	623.2	632.4	642.6	654.7	663.5	670.2	679.0	683.8	688.2
22.5°	603.9	613.5	623.2	634.4	645.5	658.1	667.3	676.1	684.8	689.1	692.5
25°	602.9	613.1	623.7	636.3	648.4	661.5	672.2	680.4	688.7	693.0	695.9
27.5°	602.9	613.5	625.2	637.8	650.9	665.4	675.6	683.3	690.6	694.5	695.4
30°	602.4	613.5	624.7	638.7	652.8	667.8	679.0	686.2	692.5	695.0	694.0
32.5°	603.4	615.0	627.1	641.2	655.7	670.2	681.9	690.1	693.5	693.0	692.5
35°	608.2	618.9	632.9	647.0	662.0	675.6	686.7	692.5	695.4	694.5	692.1
37.5°	621.3	632.0	646.0	661.5	673.2	688.7	698.8	703.2	703.7	700.8	695.0
40°	648.4	659.1	671.7	688.7	702.7	713.4	723.1	727.9	725.0	719.7	713.4
42.5°	691.6	705.1	720.2	733.7	750.2	764.7	767.2	770.1	765.2	755.1	747.3
45°	760.9	769.1	788.5	798.7	820.0	827.3	832.6	834.1	823.4	815.2	801.6
47.5°	860.7	876.7	890.3	900.0	915.5	925.2	935.8	931.0	922.7	908.7	890.8
50°	1017.7	1027.9	1045.4	1062.8	1079.3	1086.1	1086.1	1081.2	1075.9	1048.7	1026.9
52.5°	1210.6	1211.6	1236.8	1257.6	1271.7	1261.5	1273.6	1261.5	1258.1	1239.2	1221.3
55°	1434.0	1424.8	1455.3	1473.8	1486.4	1498.5	1496.1	1494.6	1482.0	1460.7	1438.9
57.5°	1646.3	1672.9	1687.5	1714.6	1720.9	1729.2	1725.8	1720.9	1713.7	1701.5	1691.8
60°	1952.6	1970.5	1983.6	1988.9	2006.9	2009.3	2021.4	2001.5	2006.4	1992.3	1961.8
62.5°	2369.4	2350.0	2360.2	2360.2	2354.8	2335.9	2346.1	2353.9	2340.8	2329.1	2324.3
65°	2836.1	2773.5	2713.5	2703.3	2675.7	2669.4	2661.6	2642.2	2634.0	2613.6	2597.1
66°	2975.6	2878.7	2822.0	2787.1	2753.7	2746.4	2735.7	2715.4	2698.9	2670.3	2642.7
67.5°	3132.2	3007.1	2921.8	2872.4	2831.2	2804.1	2782.8	2753.7	2727.5	2684.9	2640.8
70°	3122.0	3018.8	2916.0	2840.9	2778.9	2723.1	2690.2	2627.7	2574.4	2513.3	2462.9
72.5°	2623.3	2604.9	2545.3	2503.1	2427.0	2397.5	2310.2	2270.5	2196.8	2117.8	2093.6
75°	1823.7	1751.5	1720.9	1704.0	1670.5	1578.4	1518.4	1531.4	1445.2	1368.1	1324.0
77.5°	797.2	811.8	727.4	689.6	660.6	610.6	564.1	532.1	513.7	501.6	446.8
80°	220.5	192.4	190.0	176.4	173.5	154.6	157.0	143.5	134.2	132.3	127.9
82.5°	96.4	94.5	91.6	90.1	88.7	86.7	84.3	83.8	80.9	78.5	79.0
85°	64.0	63.5	62.0	60.6	58.2	54.8	52.3	50.4	50.9	48.5	48.0
87.5°	37.3	36.3	35.9	33.9	33.4	30.5	31.0	28.6	28.1	27.6	26.2
90°	5.3	5.8	7.3	6.8	4.8	9.2	7.8	6.8	7.3	5.8	5.8
92.5°	0.0	0.0	0.0	0.0	0.0	0.0	0.0	0.0	0.0	0.0	0.0
95°	0.0	0.0	0.0	0.0	0.0	0.0	0.0	0.0	0.0	0.0	0.0
97.5°	0.0	0.0	0.0	0.0	0.0	0.0	0.0	0.0	0.0	0.0	0.0
100°	0.0	0.0	0.0	0.0	0.0	0.0	0.0	0.0	0.0	0.0	0.0
102.5°	0.0	0.0	0.0	0.0	0.0	0.0	0.0	0.0	0.0	0.0	0.0
105°	0.0	0.0	0.0	0.0	0.0	0.0	0.0	0.0	0.0	0.0	0.0
107.5°	0.0	0.0	0.0	0.0	0.0	0.0	0.0	0.0	0.0	0.0	0.0



REPORT NUMBER: P226791
 CATALOG NUMBER: ISW-AF-600-LED-E1-SL2-8030

REPORT N
 CATALOG

CANDELA DISTRIBUTION (continued):

CANDELA

	75°	76°	77°	78°	79°	80°	81°	82°	83°	84°	85°	
110°	0.0	0.0	0.0	0.0	0.0	0.0	0.0	0.0	0.0	0.0	0.0	0°
112.5°	0.0	0.0	0.0	0.0	0.0	0.0	0.0	0.0	0.0	0.0	0.0	2.5°
115°	0.0	0.0	0.0	0.0	0.0	0.0	0.0	0.0	0.0	0.0	0.0	5°
117.5°	0.0	0.0	0.0	0.0	0.0	0.0	0.0	0.0	0.0	0.0	0.0	7.5°
120°	0.0	0.0	0.0	0.0	0.0	0.0	0.0	0.0	0.0	0.0	0.0	10°
122.5°	0.0	0.0	0.0	0.0	0.0	0.0	0.0	0.0	0.0	0.0	0.0	12.5°
125°	0.0	0.0	0.0	0.0	0.0	0.0	0.0	0.0	0.0	0.0	0.0	15°
127.5°	0.0	0.0	0.0	0.0	0.0	0.0	0.0	0.0	0.0	0.0	0.0	17.5°
130°	0.0	0.0	0.0	0.0	0.0	0.0	0.0	0.0	0.0	0.0	0.0	20°
132.5°	0.0	0.0	0.0	0.0	0.0	0.0	0.0	0.0	0.0	0.0	0.0	22.5°
135°	0.0	0.0	0.0	0.0	0.0	0.0	0.0	0.0	0.0	0.0	0.0	25°
137.5°	0.0	0.0	0.0	0.0	0.0	0.0	0.0	0.0	0.0	0.0	0.0	27.5°
140°	0.0	0.0	0.0	0.0	0.0	0.0	0.0	0.0	0.0	0.0	0.0	30°
142.5°	0.0	0.0	0.0	0.0	0.0	0.0	0.0	0.0	0.0	0.0	0.0	32.5°
145°	0.0	0.0	0.0	0.0	0.0	0.0	0.0	0.0	0.0	0.0	0.0	35°
147.5°	0.0	0.0	0.0	0.0	0.0	0.0	0.0	0.0	0.0	0.0	0.0	37.5°
150°	0.0	0.0	0.0	0.0	0.0	0.0	0.0	0.0	0.0	0.0	0.0	40°
152.5°	0.0	0.0	0.0	0.0	0.0	0.0	0.0	0.0	0.0	0.0	0.0	42.5°
155°	0.0	0.0	0.0	0.0	0.0	0.0	0.0	0.0	0.0	0.0	0.0	45°
157.5°	0.0	0.0	0.0	0.0	0.0	0.0	0.0	0.0	0.0	0.0	0.0	47.5°
160°	0.0	0.0	0.0	0.0	0.0	0.0	0.0	0.0	0.0	0.0	0.0	50°
162.5°	0.0	0.0	0.0	0.0	0.0	0.0	0.0	0.0	0.0	0.0	0.0	52.5°
165°	0.0	0.0	0.0	0.0	0.0	0.0	0.0	0.0	0.0	0.0	0.0	55°
167.5°	0.0	0.0	0.0	0.0	0.0	0.0	0.0	0.0	0.0	0.0	0.0	57.5°
170°	0.0	0.0	0.0	0.0	0.0	0.0	0.0	0.0	0.0	0.0	0.0	60°
172.5°	0.0	0.0	0.0	0.0	0.0	0.0	0.0	0.0	0.0	0.0	0.0	62.5°
175°	0.0	0.0	0.0	0.0	0.0	0.0	0.0	0.0	0.0	0.0	0.0	65°
177.5°	0.0	0.0	0.0	0.0	0.0	0.0	0.0	0.0	0.0	0.0	0.0	66°
180°	0.0	0.0	0.0	0.0	0.0	0.0	0.0	0.0	0.0	0.0	0.0	67.5°
												70°
												72.5°
												75°
												77.5°
												80°
												82.5°
												85°
												87.5°
												90°
												92.5°
												95°
												97.5°
												100°
												102.5°
												105°
												107.5°



NUMBER: P226791
 NUMBER: ISW-AF-600-LED-E1-SL2-8030

REPORT NUMBER: P
 CATALOG NUMBER:

DISTRIBUTION (continued):

CANDELA DISTRIBUTION

86°	87°	88°	89°	90°	95°	105°	115°	125°	135°	145°	110°	86°
679.0	679.0	679.0	679.0	679.0	679.0	679.0	679.0	679.0	679.0	679.0	110°	0.0
679.9	680.9	681.4	680.9	681.9	681.4	681.9	681.4	679.0	678.5	678.0	112.5°	0.0
680.9	682.8	683.3	683.8	682.8	683.8	681.9	674.1	665.4	655.7	648.0	115°	0.0
681.9	684.3	685.8	685.8	686.2	685.3	678.0	661.0	640.7	620.3	604.8	117.5°	0.0
681.4	684.8	686.2	686.7	686.7	684.8	667.3	640.2	609.2	578.2	546.7	120°	0.0
679.9	682.8	685.3	685.3	685.8	679.0	651.8	613.1	569.0	522.4	480.3	122.5°	0.0
682.8	685.8	685.8	685.8	685.3	673.6	635.4	579.1	520.0	457.0	394.5	125°	0.0
687.2	688.7	687.7	687.7	685.8	668.3	616.9	545.7	468.2	384.8	297.6	127.5°	0.0
691.1	692.1	691.6	689.1	686.7	662.5	598.0	510.3	406.1	297.6	210.8	130°	0.0
695.0	695.9	693.5	689.6	686.2	654.7	575.3	465.2	335.8	203.5	139.6	132.5°	0.0
695.4	696.4	692.1	686.7	681.9	643.1	547.6	417.3	258.8	131.8	109.0	135°	0.0
695.0	694.0	686.7	679.9	674.6	629.1	517.1	357.7	172.5	99.3	95.0	137.5°	0.0
691.6	687.2	681.4	673.6	665.9	613.5	486.6	291.3	109.0	86.3	86.3	140°	0.0
686.7	682.4	675.1	664.9	656.2	598.5	451.7	223.4	87.2	79.5	80.4	142.5°	0.0
684.8	679.9	669.3	658.6	647.5	585.0	414.8	150.2	78.5	75.1	75.6	145°	0.0
688.7	680.4	669.8	657.6	644.6	573.3	376.6	104.7	74.1	70.3	71.2	147.5°	0.0
701.7	694.0	681.4	665.9	651.8	566.5	335.8	86.7	69.8	66.4	66.4	150°	0.0
733.2	723.1	706.1	687.7	670.7	570.9	299.5	79.0	66.4	63.0	63.0	152.5°	0.0
784.1	772.0	752.1	731.3	709.0	592.2	258.3	76.1	64.0	59.1	58.2	155°	0.0
871.4	855.4	829.2	804.5	777.8	629.1	216.6	74.1	61.1	56.7	54.8	157.5°	0.0
1008.5	984.8	953.8	921.3	888.8	696.4	183.7	72.2	59.1	54.8	52.8	160°	0.0
1184.9	1168.9	1130.2	1087.5	1048.7	830.7	164.8	70.8	57.7	52.3	50.9	162.5°	0.0
1409.8	1383.6	1353.1	1314.8	1268.8	1004.6	162.8	70.3	56.2	50.4	49.4	165°	0.0
1647.3	1637.1	1585.2	1561.5	1511.6	1236.3	198.2	71.2	55.2	48.9	47.5	167.5°	0.0
1918.2	1922.0	1873.6	1847.4	1806.2	1530.0	315.5	74.1	55.2	47.5	46.0	170°	0.0
2272.4	2278.7	2221.6	2190.5	2155.6	1859.0	495.8	79.0	56.7	46.0	44.6	172.5°	0.0
2562.7	2528.8	2492.0	2437.7	2393.6	2042.7	477.4	87.7	58.6	44.6	43.1	175°	0.0
2592.8	2568.5	2522.0	2463.4	2409.6	2043.7	416.8	90.6	59.1	44.1	42.6	177.5°	0.0
2588.9	2545.8	2492.9	2443.5	2390.7	1991.4	322.3	94.5	60.6	43.1	41.7	180°	0.0
2409.6	2349.0	2297.6	2229.3	2174.1	1782.0	198.2	94.0	58.6	40.2	39.3		
1987.0	1956.0	1894.9	1840.1	1782.5	1442.3	135.7	83.8	51.9	36.3	36.8		
1285.2	1249.9	1187.8	1156.8	1124.3	922.7	105.6	68.3	44.1	32.5	33.9		
428.9	414.8	392.1	404.7	385.8	359.6	77.5	51.9	35.4	28.1	30.0		
128.4	125.5	129.9	122.1	129.4	109.5	50.9	36.3	27.1	24.2	26.7		
76.1	75.1	75.1	75.1	73.2	68.3	33.4	25.2	20.8	20.4	22.3		
46.5	45.6	46.0	45.6	46.5	41.7	22.8	17.4	15.5	15.0	17.9		
26.7	26.7	27.1	26.2	26.7	25.7	16.0	11.1	10.2	9.7	13.1		
6.3	6.3	4.8	4.4	4.8	6.8	4.4	3.4	2.9	2.4	4.4		
0.0	0.0	0.0	0.0	0.0	0.0	0.0	0.0	0.0	0.0	0.0		
0.0	0.0	0.0	0.0	0.0	0.0	0.0	0.0	0.0	0.0	0.0		
0.0	0.0	0.0	0.0	0.0	0.0	0.0	0.0	0.0	0.0	0.0		
0.0	0.0	0.0	0.0	0.0	0.0	0.0	0.0	0.0	0.0	0.0		
0.0	0.0	0.0	0.0	0.0	0.0	0.0	0.0	0.0	0.0	0.0		
0.0	0.0	0.0	0.0	0.0	0.0	0.0	0.0	0.0	0.0	0.0		
0.0	0.0	0.0	0.0	0.0	0.0	0.0	0.0	0.0	0.0	0.0		
0.0	0.0	0.0	0.0	0.0	0.0	0.0	0.0	0.0	0.0	0.0		
0.0	0.0	0.0	0.0	0.0	0.0	0.0	0.0	0.0	0.0	0.0		

'226791
 ISW-AF-600-LED-E1-SL2-8030

REPORT NUMBER: P226791
 CATALOG NUMBER: ISW-AF-60

TION (continued):

CANDELA DISTRIBUTION (con

87°	88°	89°	90°	95°	105°	115°	125°	135°	145°		155°	165°
0.0	0.0	0.0	0.0	0.0	0.0	0.0	0.0	0.0	0.0	0°	679.0	679.0
0.0	0.0	0.0	0.0	0.0	0.0	0.0	0.0	0.0	0.0	2.5°	674.1	670.7
0.0	0.0	0.0	0.0	0.0	0.0	0.0	0.0	0.0	0.0	5°	635.8	626.6
0.0	0.0	0.0	0.0	0.0	0.0	0.0	0.0	0.0	0.0	7.5°	580.6	569.9
0.0	0.0	0.0	0.0	0.0	0.0	0.0	0.0	0.0	0.0	10°	517.6	501.6
0.0	0.0	0.0	0.0	0.0	0.0	0.0	0.0	0.0	0.0	12.5°	437.1	405.6
0.0	0.0	0.0	0.0	0.0	0.0	0.0	0.0	0.0	0.0	15°	344.1	301.9
0.0	0.0	0.0	0.0	0.0	0.0	0.0	0.0	0.0	0.0	17.5°	237.0	203.1
0.0	0.0	0.0	0.0	0.0	0.0	0.0	0.0	0.0	0.0	20°	166.2	153.6
0.0	0.0	0.0	0.0	0.0	0.0	0.0	0.0	0.0	0.0	22.5°	128.4	128.9
0.0	0.0	0.0	0.0	0.0	0.0	0.0	0.0	0.0	0.0	25°	106.6	111.5
0.0	0.0	0.0	0.0	0.0	0.0	0.0	0.0	0.0	0.0	27.5°	94.0	98.9
0.0	0.0	0.0	0.0	0.0	0.0	0.0	0.0	0.0	0.0	30°	86.3	90.6
0.0	0.0	0.0	0.0	0.0	0.0	0.0	0.0	0.0	0.0	32.5°	80.9	82.9
0.0	0.0	0.0	0.0	0.0	0.0	0.0	0.0	0.0	0.0	35°	74.6	75.6
0.0	0.0	0.0	0.0	0.0	0.0	0.0	0.0	0.0	0.0	37.5°	69.3	69.3
0.0	0.0	0.0	0.0	0.0	0.0	0.0	0.0	0.0	0.0	40°	64.5	64.0
0.0	0.0	0.0	0.0	0.0	0.0	0.0	0.0	0.0	0.0	42.5°	60.1	59.6
0.0	0.0	0.0	0.0	0.0	0.0	0.0	0.0	0.0	0.0	45°	55.7	56.2
0.0	0.0	0.0	0.0	0.0	0.0	0.0	0.0	0.0	0.0	47.5°	53.3	53.8
0.0	0.0	0.0	0.0	0.0	0.0	0.0	0.0	0.0	0.0	50°	50.9	51.4
0.0	0.0	0.0	0.0	0.0	0.0	0.0	0.0	0.0	0.0	52.5°	48.9	48.9
0.0	0.0	0.0	0.0	0.0	0.0	0.0	0.0	0.0	0.0	55°	47.0	46.5
0.0	0.0	0.0	0.0	0.0	0.0	0.0	0.0	0.0	0.0	57.5°	45.6	44.6
0.0	0.0	0.0	0.0	0.0	0.0	0.0	0.0	0.0	0.0	60°	44.1	43.1
0.0	0.0	0.0	0.0	0.0	0.0	0.0	0.0	0.0	0.0	62.5°	43.1	41.7
0.0	0.0	0.0	0.0	0.0	0.0	0.0	0.0	0.0	0.0	65°	42.2	41.2
0.0	0.0	0.0	0.0	0.0	0.0	0.0	0.0	0.0	0.0	66°	41.7	40.7
0.0	0.0	0.0	0.0	0.0	0.0	0.0	0.0	0.0	0.0	67.5°	41.2	40.2
										70°	39.3	38.3
										72.5°	36.3	35.9
										75°	33.4	32.5
										77.5°	29.6	29.1
										80°	25.2	24.7
										82.5°	21.3	20.4
										85°	17.0	16.0
										87.5°	11.6	10.7
										90°	2.9	3.4
										92.5°	0.0	0.0
										95°	0.0	0.0
										97.5°	0.0	0.0
										100°	0.0	0.0
										102.5°	0.0	0.0
										105°	0.0	0.0
										107.5°	0.0	0.0



REPORT NUMBER: P226791

CATALOG NUMBER: ISW-AF-600-LED-E1-

00-LED-E1-SL2-8030

tinued):

175°	180°
679.0	679.0
667.8	672.2
623.7	622.3
561.2	561.7
485.6	486.6
387.7	381.9
277.7	280.1
193.4	192.9
155.1	156.1
132.8	132.8
118.3	118.3
104.2	104.7
94.5	95.5
85.8	86.3
77.1	77.5
69.8	69.8
64.9	65.4
61.5	61.5
58.2	58.2
55.2	56.2
52.3	52.8
49.4	49.9
46.5	46.5
44.1	44.1
42.2	41.7
40.7	39.7
39.3	38.8
38.8	38.3
38.3	37.8
37.3	36.8
35.9	35.4
33.0	32.0
30.0	29.1
27.6	26.2
23.3	22.3
17.0	16.0
10.2	10.2
2.4	2.4
0.0	0.0
0.0	0.0
0.0	0.0
0.0	0.0
0.0	0.0
0.0	0.0
0.0	0.0
0.0	0.0
0.0	0.0

CANDELA DISTRIBUTION (continued):

	155°	165°	175°
110°	0.0	0.0	0.0
112.5°	0.0	0.0	0.0
115°	0.0	0.0	0.0
117.5°	0.0	0.0	0.0
120°	0.0	0.0	0.0
122.5°	0.0	0.0	0.0
125°	0.0	0.0	0.0
127.5°	0.0	0.0	0.0
130°	0.0	0.0	0.0
132.5°	0.0	0.0	0.0
135°	0.0	0.0	0.0
137.5°	0.0	0.0	0.0
140°	0.0	0.0	0.0
142.5°	0.0	0.0	0.0
145°	0.0	0.0	0.0
147.5°	0.0	0.0	0.0
150°	0.0	0.0	0.0
152.5°	0.0	0.0	0.0
155°	0.0	0.0	0.0
157.5°	0.0	0.0	0.0
160°	0.0	0.0	0.0
162.5°	0.0	0.0	0.0
165°	0.0	0.0	0.0
167.5°	0.0	0.0	0.0
170°	0.0	0.0	0.0
172.5°	0.0	0.0	0.0
175°	0.0	0.0	0.0
177.5°	0.0	0.0	0.0
180°	0.0	0.0	0.0

